
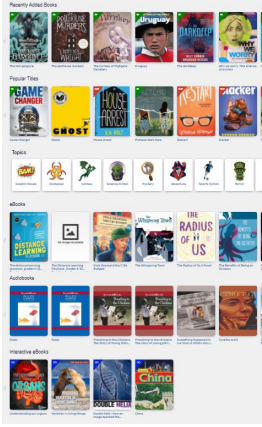

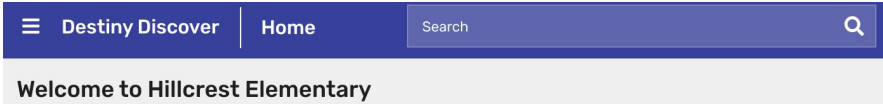


HOW TO PUT A BOOK ON HOLD OR CHECK OUT AN EBOOK



We are excited to get our library books off the shelves and into your hands! We need you to put titles on hold that interest you! Once you do that, we will deliver those books to you.

Here are the steps:

1. Go to the Library Website	Click HERE to go to our awesome library website!
2. Go to the Library Catalog	Click HERE to see the library catalog - all the books in the library!
3. Login to the Catalog	Use your username/student number and password to login.
4. Explore the Options a. Recently Added b. Popular c. Topics d. eBooks e. Audiobooks f. Interactive books	 
5. Or Search for a specific title	
6. Put a Book on Hold	Video Tutorial Choose the title Click on HOLD
7. We will deliver books to you or contact you.	Students in school will get a delivery to their classroom and remote students are encouraged to put books on hold and then contact Ms. Marlo to select a time to pick up their book.
8. Return your book	Returned books will be quarantined for 72 hours and then checked out to the next student on the list!
9. Questions?	Ask Ms. Snider or Ms. Marlo !